



Ships Particulars

(Details are believed to be correct, but are not guaranteed.)

Dimensions and main data:

- LOA:	126,84m
- LPP:	118,55m
- Breath moulded:	20,00m
- Breath overall:	20,19m
- Air draft:	abt. 35,05m
- (less actual draft)	
- Max draft:	6,65m

Tonnage:

- Abt. 7200 TDW on 6,65m	
- 8831/2793 GT/NT	
- Panama NRT:	7810
- Suez GRT/NRT:	9234,08 / 7690,19

Class:

- Germanischer Lloyd
- Iceclass E3
- SOLAS II-2-Reg.54
- RoRo Ship strengthened for Heavy Cargo
- Equipped for carriage of containers

Main Engine:

- 1 Diesel engine, four stroke single acting with turbocharging
- MAN B+W 12 V 32/40- 5760 kW 2366,0 kVA; 440/220 V
- controllable pitch propeller

Generators:

- 2 Volvo Penta 163 AA 428 KW / 1800 RPM
- Bowthruster: Schottel 630 hp / 550 kw

Tank Capacity:

- 687,77 tons HFO
- 87,66 tons MGO

Speed and consumption:

- Average Speed: abt 14,5 KN on abt. 24 MT/IFO 180 RME -25- with shaft generator connected at max. 2 Bft
- 1,5 MT Go Idle, 3 MT working crane

Holds/Hatches/Heights:

- One hatch 90,53 x 16,3 m, which can be completely opened or each cover separately
- Upper/lower holds are box - shaped - steel floored - TD flush steel pontoons
- 1 RORO Deck - clear length of 103 m, width 16,30 m, clear height of 6,20 m - 2 lower hold of 25,35 length width of 15,55, clear height 5,05
- Tweendeck can be removed in which case clear height in lower hold 12,20 m.

Grain/Bale Capacity:

- Bale Space:	abt. 530.000 CBFT
- Grain Space:	abt. 340.000 CBFT

Hatch Openings:

- 1 Hatch 91 x 16,30 m covered by 8 Pontoons
- Lower Holds: Hold 1+2: 25,5 M x 16,30 M covered by 8 pontoons

Hold Equipment:

- Suitable for IMO Cargoes
- Cargo light fitted in all cargo holds
- natural and mechanically ventilated box shaped

Reeferplugs:

- 40 reefer plugs

Roro Capacity:

- 520 LM RoRo - Deck
- Sterndoor opening: 10,00 M x 6,20 M
- Sternramp Capacity: 350 Mtons

Container Capacity:

- Hold: 250 TEU
Resp. 119 FEU + 12 TEU
- On Deck: 373 TEU
Resp. 180 FEU + 15 TEU
- Total: 623 TEU
Resp. 299 FEU + 27 TEU

Cranes:

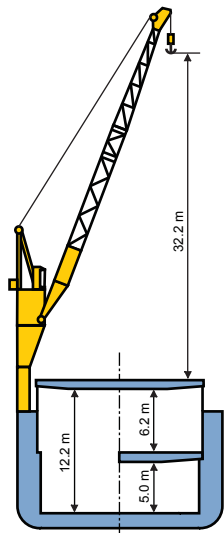
- Equipped with 2 cranes portside mounted, each of 150mt lifting capacity at 14 m outreach, combinable up to 300 mts
- respectively 60 mt at 33 mtr outreach

General:

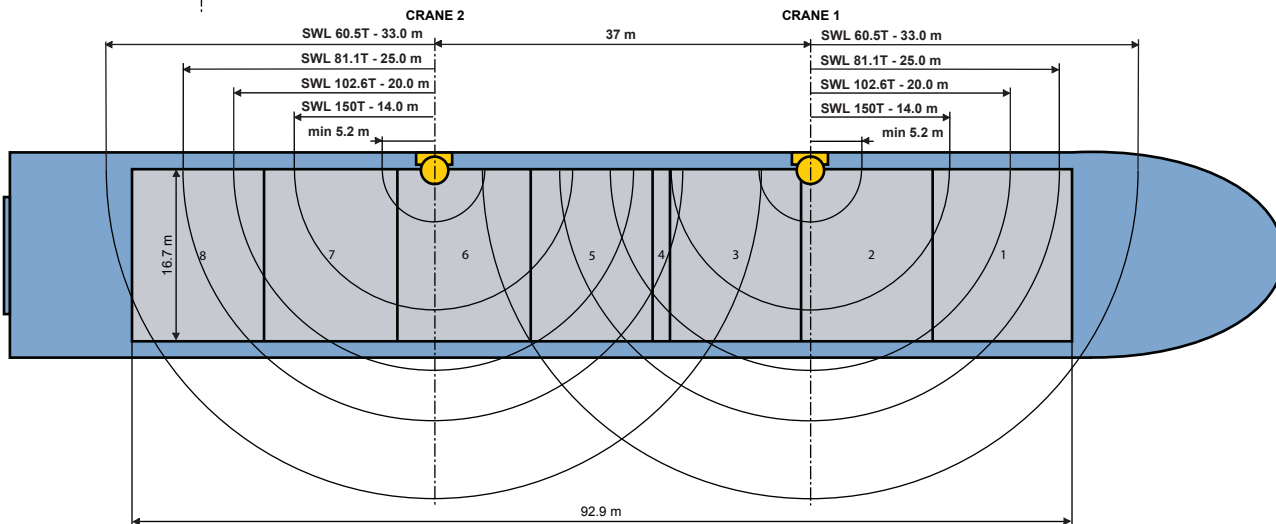
- Builders: Peene Werft, Wolgast, Germany 1999
- Built: 1999
- Home Port: Douglas
- Flag: Isle of Man (Britisch)
- Type: RoRo/LoLo - Mpp Carrier

M/V OXL BAMBOO

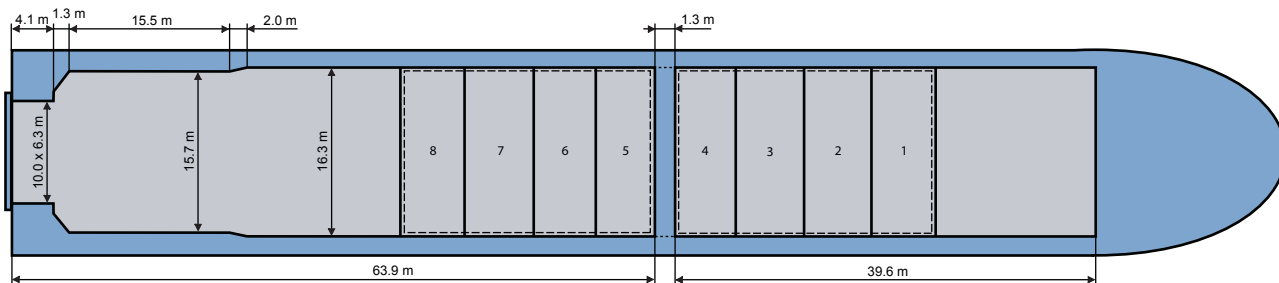
300T COMBINED LIFTING CAPACITY



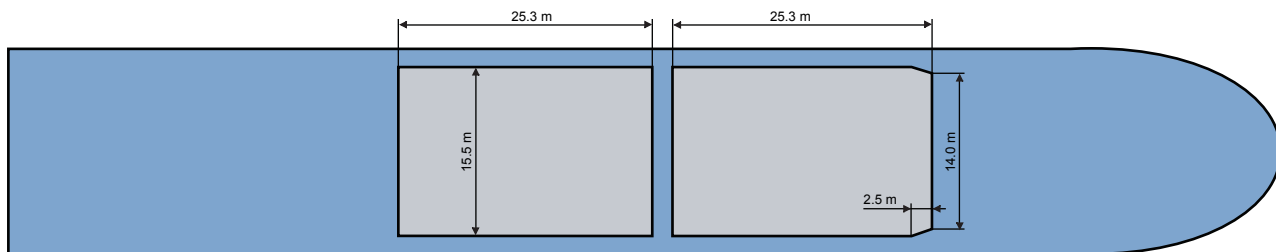
DECK



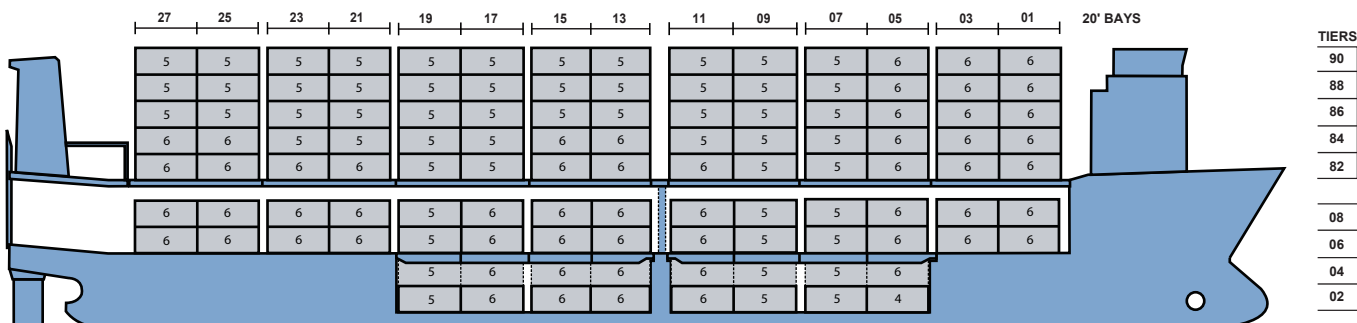
TWEEN DECK



LOWER HOLD



626 TEUS



++++ Details believed to be correct, but are given without guarantee +++++